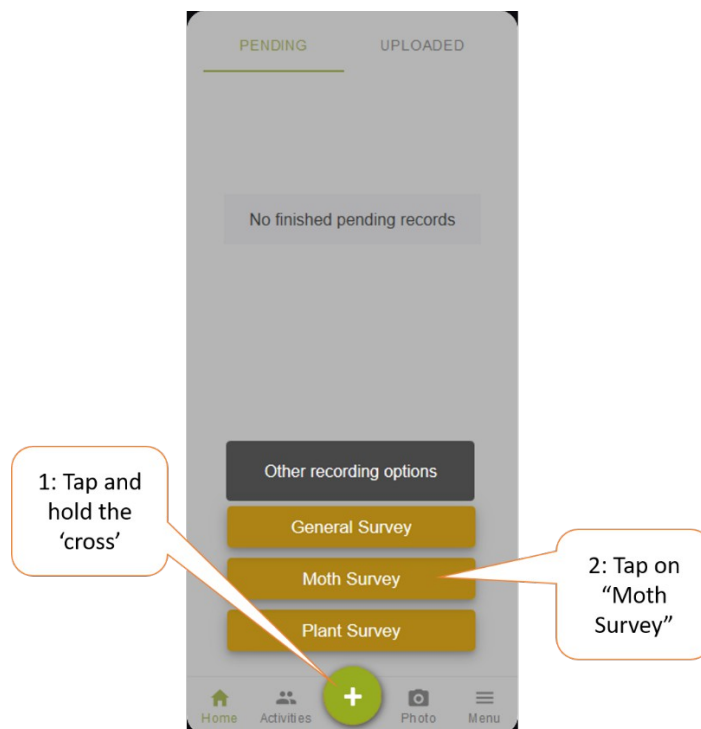


Recording moths using the iRecord app

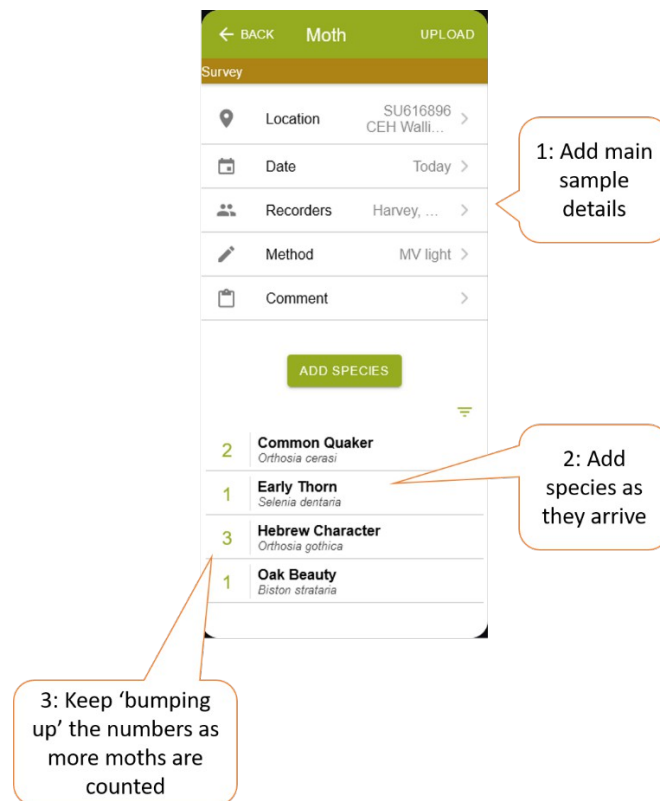
The main [iRecord app](#) can be used to record any species, including moths. Day-flying moths can also be recorded using the [iRecord Butterflies](#) app, but for all moths you need the main 'all-species' app.

On the main app, you can easily add a single moth record, by tapping on the plus button at the bottom of the screen. However, if you are running a moth trap you will probably have a whole list of species to add, which takes a long time if you do them all individually. Instead, you can use the app's "Moth survey" feature, which allows you to add the main details of date and location, and then add a whole list of all the moths from a single trapping or recording session.

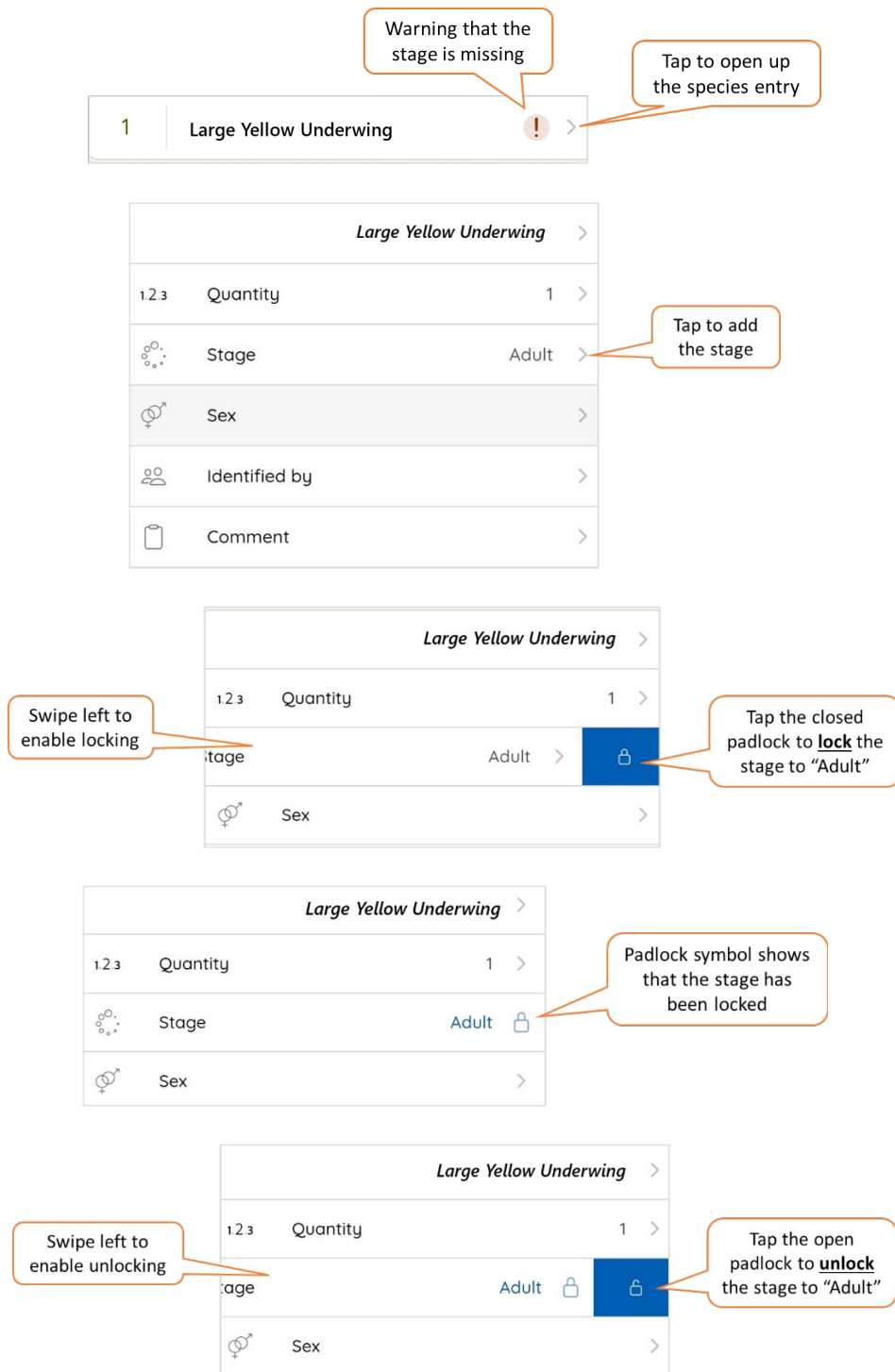
To get to the Moth survey you need to tap and hold the plus button for a few seconds to see the other options:



Once the survey page opens up, you should add all the main sample details: location, date, recorder, method. You can then add each new species as it arrives (or as you find it in the trap), initially with a count of “1”. As you count further individuals of the same species you can simply tap on the number to ‘bump it up’ to 2, 3, 4 etc.:



Please make sure that you add the stage (which will usually be “adult”) to all your moth records. If you are using the Moth survey option, it will warn you if the stage is missing. You can go to the species page to add the stage, and you can also lock the stage so that all subsequent records have the same stage applied.



You can find the free iRecord app in the Apple and Android app stores, or go to <https://irecord.org.uk/app/>

© Martin Harvey

iRecord and the linked apps are developed and maintained by the UKCEH Biological Records Centre.